

Features

- Carbon element
- Plain or knurled shaft option
- Metal bushing/metal shaft
- Center detent standard
- Rear solder lugs or PC pins
- 250K and 500K standard resistance values
- Standard M and N taper

- RoHS compliant*



PDB182-GTRB - 17 mm Blend-Balance Guitar Potentiometer

Electrical Characteristics

Taper..... Linear, audio
 Standard Resistance Range 250K to 500K ohms
 Standard Resistance Tolerance..... ±20 %
 Residual Resistance 1 % max.

Environmental Characteristics

Operating Temperature.... -10 °C to +50 °C
 Power Rating
 Dual Section 0.06 watt
 Maximum Operating Voltage
 Audio 150 V
 Sliding Noise 47 mV max.

Mechanical Characteristics

Mechanical Angle 300 ° ±5 °
 Rotational Torque 10 to 150 gf-cm
 Detent Torque 50 to 300 gf-cm
 Stop Strength 5 kg-cm min.
 Rotational Life 15,000 cycles
 Soldering Condition
 Manual/Wave
 260 °C max. for 3 seconds max.
 Wash..... Not recommended
 Hardware One flat washer and mounting nut supplied per potentiometer with bushing

Standard Resistance Table

Resistance (Ohms)	Resistance Code
250,000	254
500,000	504

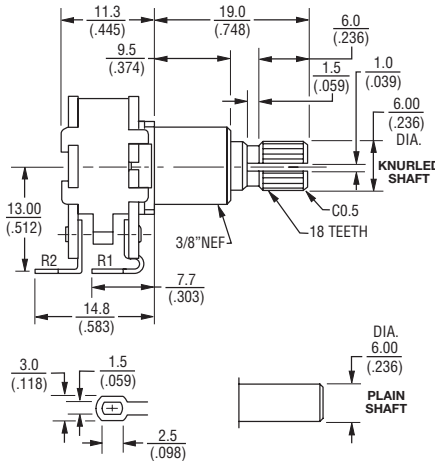
How to Order

PDB18 2 - GTR B1 - 254 MN

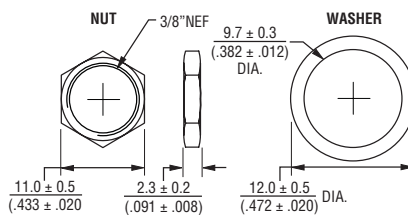
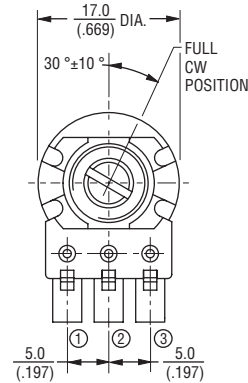
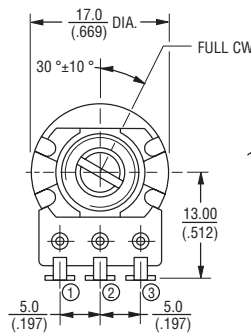
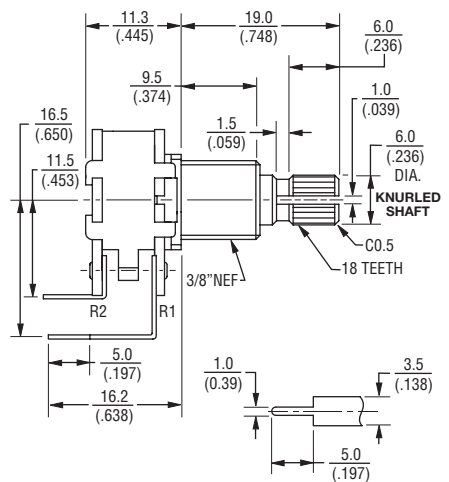
Model _____
 Number of Sections _____
 2 = Dual Section
 Guitar Pot Designator _____
 Configuration _____
 B1 = Knurled Shaft/Solder Lugs/
 Center Detent
 B2 = Plain Shaft/Solder Lugs/
 Center Detent
 B3 = Knurled Shaft/PC Pins/
 Center Detent
 B4 = Plain Shaft/PC Pins/
 Center Detent
 Resistance Code (See Table) _____
 Resistance Taper (See Taper Chart) _____

Product Dimensions

PDB182-GTRB1, PDB182-GTRB2



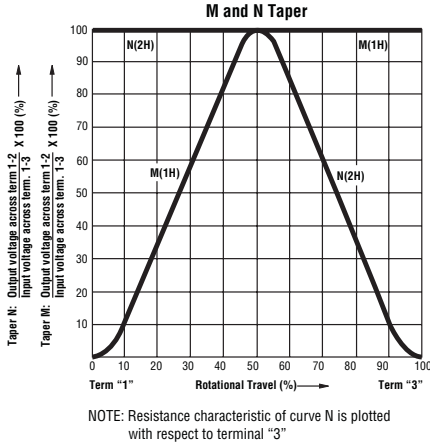
PDB182-GTRB3, PDB182-GTRB4



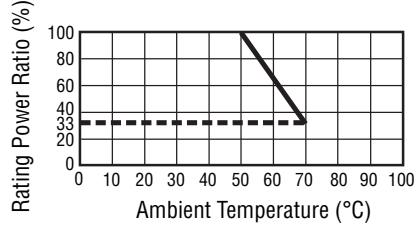
TOLERANCES:
 UNDER 10.0 = ±0.3 / (.394) = (±.012) 10.0 - 100 = ±0.5 / (.394 - 3.937) = (±.020)

*RoHS Directive 2002/95/EC Jan 27, 2003 including Annex.

Taper Chart

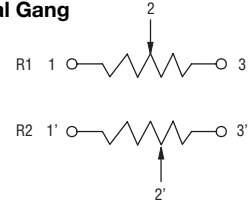


Derating Curve



Circuit

Dual Gang



REV. 08/11

Specifications are subject to change without notice.
Customers should verify actual device performance in their specific applications.

For more information about this product, visit our website at: www.potentiometers.com